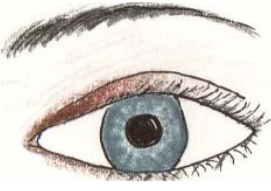
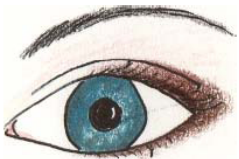
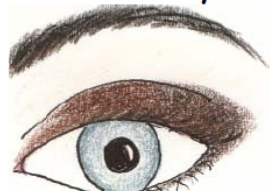
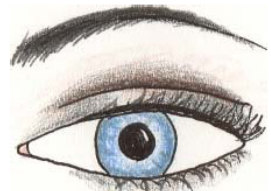



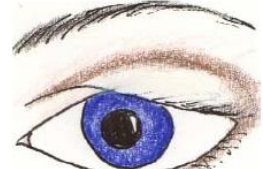




Eye Shapes

Eye Shape	Corrective Techniques
<p>Wide-set Eyes</p> 	<ul style="list-style-type: none"> • Apply a dark matt colour to the inner portion of the upper eyelid. • Apply lighter shadow to the outer eyelid. • Apply dark eyeliner to the inner eyelid. • Sweep eyelashes upwards when applying mascara. • Do not pluck hairs from the inner brow, extend inwards with eyebrow pencil.
<p>Close-set Eyes</p> 	<ul style="list-style-type: none"> • Highlight the inner corner. • Use a darker colour at the outer corner. • Apply eyeliner to outer corner of lids. • Sweep eyelashes outwards when applying mascara. • Pluck brow hairs from the inner eyebrow.
<p>Prominent Eyes</p> 	<ul style="list-style-type: none"> • Apply a dark matt colour to the bulging prominent portion (centre) of the lid. • Apply highlighter to the brow bone. • Apply a darker shade to the outer portion of the eye and blend upwards.
<p>Narrow Eyes</p> 	<ul style="list-style-type: none"> • Apply darker shadow above the natural crease of the eyelid to give lift to the eye. • Do not extend eyeliner/shadow outwards. • Apply highlighter in the centre of the eyelid to open up the eye. • Apply mascara upwards. • Remove hairs from outer corner to shorten eyebrows.
<p>Round Eyes</p> 	<ul style="list-style-type: none"> • Apply a medium/dark colour onto the eyelid and then blend a darker colour outwards. • Apply eyeliner to the upper and lower outer lids and draw outwards. • Sweep eyelashes outwards. • Produce angular shaped eyebrows.

<p>Small Eyes</p> 	<ul style="list-style-type: none"> • Apply a light base to the eye area. • Define slightly higher than the natural crease of the upper lid with a dark colour. • Highlight the brow bone. • Create thin, arched eyebrows to free space to the eye area.
<p>Downward Slanting Eyes</p> 	<ul style="list-style-type: none"> • Lift the appearance of the eyes by applying a medium/dark shadow upwards and outwards at the outer corner. • Apply eyeliner to the outer corner of the upper lid. • Apply mascara upwards to the outer corners of the upper lashes. • Remove eyebrow hairs from the outer edge to produce a straight/oblique shape.
<p>Over-hanging Lids</p> 	<ul style="list-style-type: none"> • Apply highlighter or a bright colour to the upper eyelids. • Apply a dark shadow to create a higher, false crease to the eye. • Shape eyebrows to produce a straight or oblique eyebrow shape.
<p>Deep-set Eyes</p> 	<ul style="list-style-type: none"> • Apply a light base to the eyelid. • Apply a medium colour to the upper eye area and the brow bone. • Shape eyebrows to a medium thickness.
<p>Oriental Eyes</p> 	<ul style="list-style-type: none"> • Use a medium to dark shadow to re-create the socket line above the natural socket line. • Apply eyeliner slightly below the lower lash line, smudge to soften and do not extend outwards. • Sweep lashes upwards and use lash curlers if the lashes are long enough. • Brows should be shaped to a gentle arch.